

## 1. Login using your username and password.

### Beware of fake SMS urging you to claim expiring reward points!

Excited to redeem your reward points? Hold on! Scammers might lure you in with fake messages urging you to claim them. If you've been scammed, immediately call the number at the back of your CIMB card or the National Scam Response Centre at 997 (8am-8pm daily) and make a police report. #JangankenaScam

[More security tips](#)

**PHISHING SCAM ALERT!**  
DO NOT click on links from unknown senders.

Always stay alert & verify details through official channels.

**#JANGANKENASCAM | KENAL SEBELUM KENA**

[Help](#)

**CIMB Clicks** **CIMB OCTO**

Please enter your login credentials

×

CIMB Clicks ID is mandatory

Login

[Register](#)

[★ Handy Tips](#)

[Forgot User ID or Password?](#)

[Terms & Conditions](#) | [Privacy](#) | [Cookies Usage](#) | [e-Banking Charter](#)

Copyright © 2025 CIMB Bank Berhad 197201001799 (13491-P)

## 2. Select Pay & Transfer. Pay Bills will appear, click on it.

The screenshot displays the CIMB Clicks mobile application interface. On the left, a navigation menu lists various services: My Accounts, Pay & Transfer (highlighted in red), Top Up, Apply & Invest, Rewards, Services, Update Profile, Handy Tips, and Contact Us. The main content area features a banner for Mailbox, a balance section showing a Total Balance of MYR 50,000.00, and sections for Credit Cards and Loans / Financing. A dropdown menu is open under 'Pay & Transfer', listing options such as DuitNow / Transfer Money, Pay Bills (highlighted with a red box and an arrow labeled 'Click'), JomPAY, Pay Loans & Cards, EPF/KWSP Transfer, FCCA Funds Transfer, Foreign Transfers, and Tabung Haji. The right sidebar contains shortcuts for Transfer, JomPAY, Pay Bill, Top Up, Pay Loans & Cards, and Foreign Transfer, along with a Services & Promotions section.

**CIMB Clicks**

**#DidYouKnow**  
You can message us securely via Mailbox?

**Mailbox**

**Pay & Transfer**

- DuitNow / Transfer Money
- Pay Bills** (Click)
- JomPAY
- Pay Loans & Cards
- EPF/KWSP Transfer
- FCCA Funds Transfer
- Foreign Transfers
- Tabung Haji

**DuitNow Request**

- Request Payment
- Request History
- Manage Pending Request
- Block/Unblock Request
- Transaction History
- Manage Favourites
- Scheduled Transactions
- Direct Debit

**Total Balance**

Current Balance  
MYR 50,000.00

MYR 50,000.00

**Credit Cards**

**Loans / Financing**

**Shortcuts**

MYR Enter Amount

Transfer

JomPAY

Pay Bill

Top Up

Pay Loans & Cards

Foreign Transfer

**Services & Promotions**

Link your ASNB account and invest in the ASNB Fund of your choice effortlessly via CIMB Clicks now to earn competitive returns! \*T&C  
[Find out more](#)

Need quick funds? Apply CIMB Cash Plus Personal Loan in 10mins and get loan up to RM100K. \*T&C  
[Find out more](#)

Apply for CIMB Visa Signature Credit Card & spend to earn up to 7,500 Extra Monthly Bonus Points. \*T&C  
[Find out more](#)

3. In the Pay Bills To section, type MCIS Insurance Berhad. When the name appears, click on it.


**CIMB Clicks** Mailbox Logout

### Pay Bills



- To**  
MCIS ← Type MCIS
- Available Biller**  
MCIS Insurance Berhad ← Click on Name
- Amount and When**  
MYR Enter Amount  
When 11 Mar 2025



**Make Payment**

#### 4. Insert Policy Number and Policy Holder telephone number.



- My Accounts
- Pay & Transfer**
- Top Up
- Apply & Invest
- Rewards
- Services
- Update Profile
- Handy Tips
- Contact Us



Mallbox  Logout 

### Pay Bills

**1 To**

Billers Name  
MCIS Insurance Berhad

Policy No

Policy Holder Telephone Number

☐ Save as favourite

**2 From**

Account

Available Balance  
MYR 50,000.00

**3 Amount and When**

Amount  
MYR 250.00

When  
11 Mar 2025

Make Payment

**5. Choose your preferred account and enter the Premium payable amount then click on Make Payment.**

**CIMB Clicks** Mailbox Logout

**Pay Bills**

**1 To**

Billers Name  
MCIS Insurance Berhad

Policy No

Policy Holder Telephone Number

☐ Save as favourite

**2 From**

Account  
[Red Box] Choose Account

Available Balance  
MYR 50,000.00




**3 Amount and When**


Amount  
[Red Box] Premium Amount

When  
11 Mar 2025

Click → **Make Payment**

6. SecureTAC Approval notification will be sent to your CIMB Octo app on your mobile phone.  
On your mobile phone, tap the notification to verify the transaction.

Mailbox  Logout 



- My Accounts
- Pay & Transfer**
- Top Up
- Apply & Invest
- Rewards
- Services
- Update Profile
- Handy Tips
- Contact Us


### Pay Bills Confirmation

To	Amount
Bill Name <b>MCIS Insurance Berhad</b>	MYR <b>250.00</b>
Policy No	Bank charges MYR <b>0.00</b>
Policy Holder Telephone Number	

From
Account

When	
Date <b>Today</b>	Repeat <b>No</b>

Total
MYR <b>250.00</b>

**SecureTAC Approval:**  
Do not close or refresh. Transaction will expire in **46 seconds**.